

Naginata Check Guidelines for the 8th WNC

In order to ensure a smooth process during the naginata inspection, INF has given some guidelines on how much leeway can be allowed. Please make sure your Shiai naginata meet the standard weight and length criteria set out in the diagram below. Please check your naginata length before traveling. Some ebu are too long to ever meet the criteria and have had to be cut down to qualify. Once your naginata qualifies, a sticker will be placed on it and initialed.

Number of Shiai naginata allowed per competitor: 2

What parts of your naginata will be checked: Your naginata will be measured for length and then weighed. It will also be put into a template to gauge the shape of the habu and the sendanmaki tape will be measured to make sure it does not exceed 17 cm. We will not be concerned if the tape is a millimeter out of bounds, but if it is a full centimeter longer, you will be asked to cut off the excess and recheck the weapon. Rechecking does not mean going to the end of the line. You can come up to the front of the line to recheck.

Minimum weight: 650g

Maximum length: 225cm

Sendanmaki: 15-17cm

Habu curvature (Sori): Sometimes habu are sold that have too much or too little curve. If your habu does not fit in the template, you can try to bend it using a hair dryer or hot water. If neither of these remedies the situation, your habu will fail. It might be a good idea to check your habu before traveling to the competition. Weigh and measure your naginata and bring extra habu with you just in case.

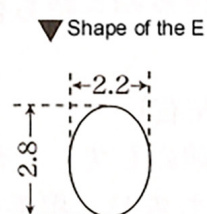
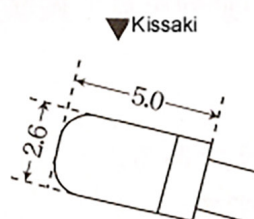
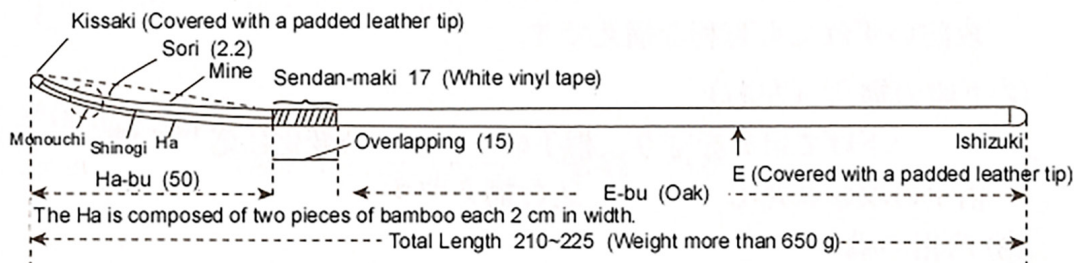
Habu condition: Your habu will be checked for cracks or splinters. Splinters can be removed and the habu smoothed with sandpaper. If cracked, you will be asked to put a new habu on.

Sendanmaki: Your naginata will be checked to see the depth of the tape from the top edge to the beginning of your ebu. The standard is 1 cm. If that depth is either significantly less than or greater than 1 cm, you will be asked to retape your weapon. The maximum length of taped sendanmaki is 17 cm. The overlap of habu to ebu is 15 cm, so the tape extends one cm on top and bottom.

Kissaki and Ishizuki: Your kissaki and ishizuki will be tested with a template to make sure they are not too small. You also need to have clear tape at the base of both padded leather tips to further secure them. If the tape looks like it could fall off, you will be advised to put new tape on them.

Total length and weight: If your naginata is longer than 225 cm, it could qualify if the habu is removed and reattached to make the total length shorter, unless that change makes the depth of the sendanmaki tape to the top of the ebu less than 1 cm. Should that happen, the ebu would need to be cut down with a saw. If your naginata is under 650g, you can try adding an additional layer of sendanmaki tape. No other weight additions are allowed.

Parts and Structure of the Naginata



Unless otherwise stated, all numbers are in centimeters (cm)